


# STEPLADDER *domo pro*

## **plus**

- Aluminium professional stepladder
- Climbing side stile section: 24x50 mm
- Back side stile section: 20x40 mm
- Strong anti-splay restraint straps from 5 treads up (4+1)
- Two different inclinations for climbing and back side assure a maximum comfort



Casting resin hinge with internal steel structure and polyamide clutch insert **antigrip**



Large tool tray allows a comfortable hold

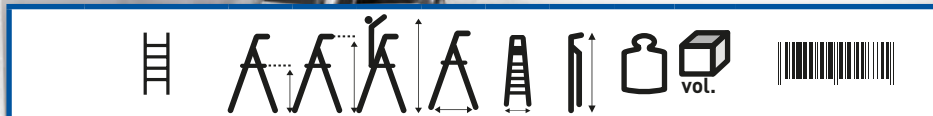
The double slope allows to approach the wall

60 cm



75°

68°



Code	Treads number with platform	(cm)	(cm)	(cm)	(cm)	(cm)	(cm)	(kg)	(m <sup>3</sup> )	Ean
PS/3	3	65	126	255	70	44	138	4,2	0,06	8028406109099
PS/4	4	88	150	278	86	47	162	4,8	0,08	8028406109105
PS/5	5	112	172	302	102	50	188	5,6	0,10	8028406109112
PS/6	6	136	196	326	118	53	212	6,6	0,12	8028406109129
PS/7	7	159	219	349	134	56	237	7,4	0,14	8028406109136
PS/8	8	182	242	372	150	59	262	8,2	0,16	8028406109143
PS/9	9	205	265	395	166	62	286	9,6	0,19	8028406109082

This product is delivered with a PVC wrap film and product leaflet



150 kg MAX




EN131 EUROPEAN NORM



UPDATE NEW NORM EN131: 01/18



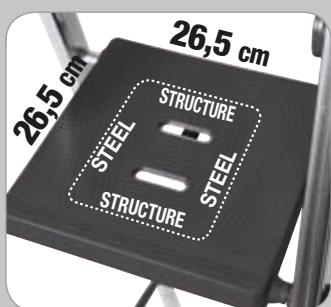
85 mm non-slip treads



Stile/tread connection through double expansion and crimping

Energy without rivets

10,5 cm



Casting resin platform reinforced with steel blade