

Mito

BASE:
85x154 cm
STRUCTURE:
76x154 cm
2 PLATFORMS:
30x155 cm

120 kg MAX

- Zinc-plated steel Ø 35 mm x 1,5 mm thickness round tubular steel scaffold tower.
- Suitable for industrial, indoor use.
- Diagonal braces are connected in only one piece with horizontal braces.



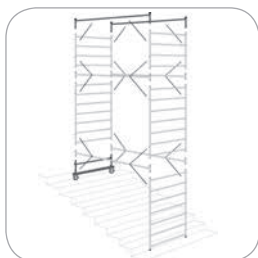
Ladder frames connection



You can fold it. It passes through the doors



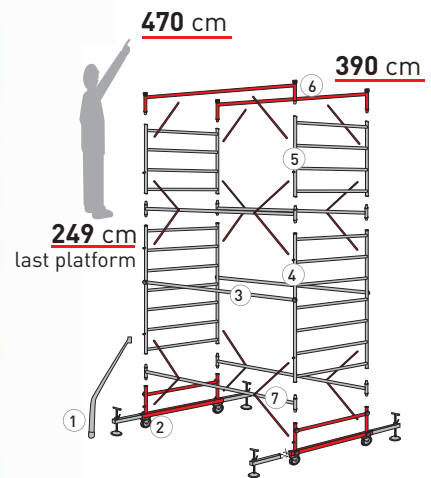
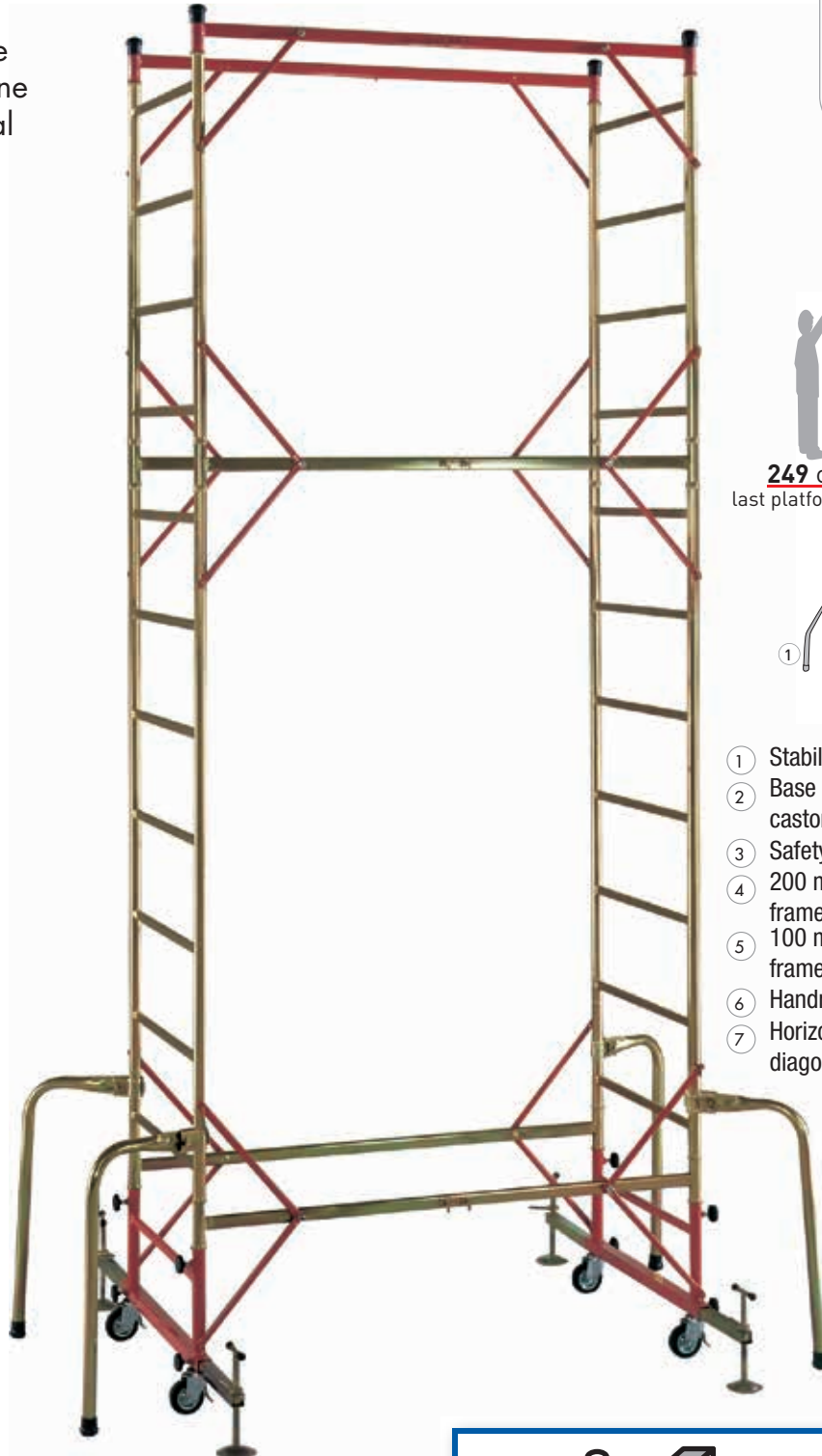
Fitted with two half wooden platforms



Practical stairwell device to be used on stairs.



ACCESSORY not included: leveller



- ① Stabiliser 4 pcs
- ② Base element with Ø 125 castors 2 pcs
- ③ Safety rail 2 pcs
- ④ 200 mm height ladder frame 2 pcs
- ⑤ 100 mm height ladder frame 2 pcs
- ⑥ Handrails 2 pcs
- ⑦ Horizontal brace with 4 diagonal braces 4 pcs

Code	[kg]	[m ³]	[Pieces]	Ean
MITO	63	0,40	7	8028406090021