

# DOGE65


- Aluminium professional scaffold tower.
- Quick assembling.
- Stiles sizes: 25x65 mm.
- Aluminium structure. Non-slip and waterproof surface. Melamine Eurodeck wood.




It means: FSC Norm - Environment respect



Vertical joints with steel structure inside



**QUICK LOCKING!!**  
horizontals' aluminium die casting crosses that joint the structure to each extension pack



Base element with aluminium die casting castor support and levellers. Spirit-level to check the stability

**BASE:**

94x170 cm

**STRUCTURE:**

85x164 cm

**PLATFORM:**

76,5x153 cm

**CLASS 3**

200 kg/m<sup>2</sup>: EN 1004

235 kg MAX

Maximum working height

10,30 m



**EN1004**  
EUROPEAN NORM



S 60080285



2001/1671

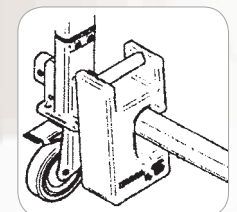


30x30 mm square rungs



*Safety:*

Diagonals instant locking system through stainless steel springs

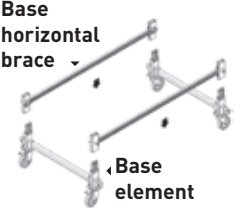


Ballasts

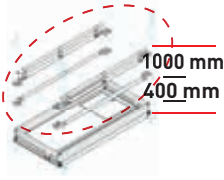


MAIN COMPONENTS


**Base horizontal brace**



**BASE PACK**  
Code D650  
⊞ kg: 17 ⊞ vol: 0,15 m<sup>3</sup>  
Packages:2  
EAN 8028406090076

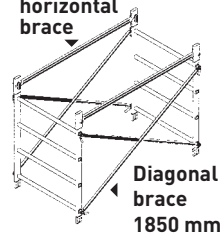


**PLATFORM SAFETY KIT**  
Code D670  
⊞ kg: 6,6 ⊞ vol: 0,02 m<sup>3</sup>  
Packages:1  
EAN 8028406003380



**SMALL STABILISER**  
Code D660  
4 pcs with clamps  
⊞ kg: 4 (x 4pcs.)  
⊞ vol: 0,013 m<sup>3</sup>, Packages:2  
EAN 802840603359

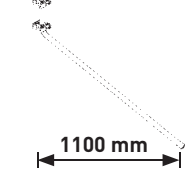
**Side horizontal brace**



**EXTENSION PACK 1200 h. – 4 rungs**  
Code D652  
⊞ kg: 14,5 ⊞ vol: 0,20 m<sup>3</sup>  
Packages:2  
EAN 8028406090113

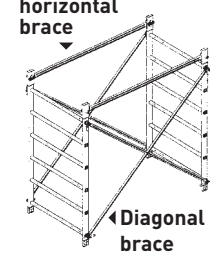


**DOUBLE PLATFORM with toe board**  
Code D664  
Aluminium toe bard  
¾ with trapdoor  
+ ¼ fix  
**Max. load 200 kg/m<sup>3</sup>**  
⊞ kg: 24,5 ⊞ vol: 0,12 m<sup>3</sup>  
Packages:2  
EAN 8028406090106

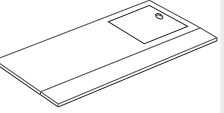


**BIG STABILISER**  
Code D661  
4 pcs with clamps  
⊞ kg: 6,8 (x 4pcs.)  
⊞ vol: 0,016 m<sup>3</sup>, Packages:2  
EAN 8028406090090

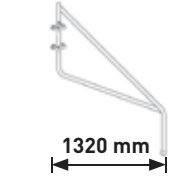
**Side horizontal brace**



**EXTENSION PACK 1800 h. – 6 rungs**  
Code D651  
⊞ kg: 18 ⊞ vol: 0,25 m<sup>3</sup>  
Packages:2  
EAN 8028406090083



**DOUBLE PLATFORM**  
Code D671  
Usable just to pass through: ¾ with trapdoor  
+ ¼ fix  
**Max. load 200 kg/m<sup>3</sup>**  
⊞ kg: 18,4 ⊞ vol: 0,09 m<sup>3</sup>  
Packages:1  
EAN 8028406090328




**MAXI STABILISER**  
Code D662  
4 pcs with clamps  
⊞ kg: 12 (x 4pcs.)  
⊞ vol: 0,12 m<sup>3</sup>, Packages: 2  
EAN 8028406003366




**LEVELLER**  
Code D675  
4 pcs.  
⊞ kg: 10 (x 4pcs.)  
⊞ vol: 0,02 m<sup>3</sup>, Packages:1  
EAN 8028406003373

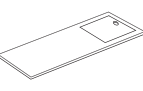
OTHER COMPONENTS



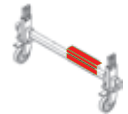
**BASE ELEMENT**  
Code D659  
⊞ kg: 6,5 ⊞ vol: 0,02 m<sup>3</sup>  
EAN 8028406003236



**BASE HORIZONTAL BRACE**  
Code D655-B  
⊞ kg: 2 ⊞ vol: 0,01 m<sup>3</sup>  
EAN 8028406003267



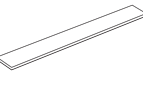
**DOUBLE PLATFORM**  
¾ With trapdoor  
Code D666  
⊞ kg: 10 ⊞ vol: 0,08 m<sup>3</sup>  
EAN 8028406003304




**BASE ELEMENT with spirit level**  
Code D678  
⊞ kg: 6,5 ⊞ vol: 0,02 m<sup>3</sup>  
EAN 8028406107699




**SIDE HORIZONTAL BRACE**  
Code D655  
⊞ kg: 2 ⊞ vol: 0,01 m<sup>3</sup>  
EAN 8028406003274



**PLATFORM ¼ Fix**  
Code D668  
⊞ kg: 5,6 ⊞ vol: 0,03 m<sup>3</sup>  
EAN 8028406003311




**FINAL SAFETY HORIZONTAL BRACE**  
Code D658  
⊞ kg: 1,5 ⊞ vol: 0,02 m<sup>3</sup>  
EAN 8028406003335



**EXTENSION PACK DIAGONAL BRACE 1200 mm**  
Code D657  
⊞ kg: 1 ⊞ vol: 0,01 m<sup>3</sup>  
EAN 8028406003281




**ALUMINIUM TOE BOARD**  
Code D669  
⊞ kg: 6,1 ⊞ vol: 0,03 m<sup>3</sup>  
EAN 8028406003342




**LADDER FRAME 1200 (4 rungs)**  
Code D654  
⊞ kg: 3,4 ⊞ vol: 0,06 m<sup>3</sup>  
EAN 8028406003243



**EXTENSION PACK DIAGONAL BRACE 1800 mm**  
Code D656  
⊞ kg: 1 ⊞ vol: 0,01 m<sup>3</sup>  
EAN 8028406003298



**BALLAST**  
Code D659-ZA  
⊞ kg: 15 ⊞ vol: 0,08 m<sup>3</sup>  
EAN 8028406003397



**LADDER FRAME 1800 (6 rungs)**  
Code D653  
⊞ kg: 4,5 ⊞ vol: 0,09 m<sup>3</sup>  
EAN 8028406003250



**ALUMINIUM LADDER (210x39 cm)**  
Code D210/S  
⊞ kg: 4 ⊞ vol: 0,04 m<sup>3</sup>  
EAN 8028406003328



**STAIRWELL POSITION DEVICES (without clamps )**  
Code D660-ZP  
⊞ kg: 3 ⊞ vol: 0,01 m<sup>3</sup>, Packages: 1  
EAN 8028406003403

**GUIDELINES FOR EUROPEAN NORM EN 1004 ACCES TOWERS WITH PLATFORMS AND ACCESSORIES**



- 1- First platform shall be positioned at max. 4.40 m. from the ground.  
The distance between following platforms shall be 4.00 m.
- 2- Platform safety kit is compulsory both on working platforms and pass-through platforms.
- 3- Toe board is compulsory just on the working platform.
- 4- For the assembly and dismantling of the scaffolding, at least **2 people are required**.



Code DG6/1C	Code DG6/2C	Code DG6/3C	Code DG6/4C
Code DG6/5C	Code DG6/6C	Code DG6/7C	Code DG6/8C

<b>TOTAL HEIGHT</b> m	3,50	4,10	5,30	5,90	7,10	7,70	8,90	9,50
<b>WORKING HEIGHT</b> m	4,30	4,90	6,10	6,70	7,90	8,50	9,70	10,30
<b>LAST PLATFORM HEIGHT</b> m	2,40	3,00	4,20	4,80	6,00	6,60	7,80	8,40

81/2008 DECRETO LEGISLATIVO	Code	Description		Pieces	Pieces	Pieces	Pieces	Pieces	Pieces	Pieces	Pieces
	D650	Base element		1	1	1	1	1	1	1	1
	D651	Extension pack 1800		1	2	2	3	3	4	4	5
	D652	Extension pack 1200		1		1		1		1	
D661	4 big stabilisers with clamps					1	1	1	1	1	
D658	Safety kit		2	2	2	2	2	2	2	2	
Only structure			Code	DG6/1C	DG6/2C	DG6/3C	DG6/4C	DG6/5C	DG6/6C	DG6/7C	DG6/8C
			kg	52,5	56	70,5	80,8	95,3	98,8	113,5	117
			m³	0,65	0,70	0,90	0,95	1,15	1,20	1,40	1,46
			Packages	7	7	9	11	13	13	15	15
EN1004 EUROPEAN NORM	D664	Trapdoor platform with toe board		1	1	1	1	1	1	1	1
	D671	Trapdoor platform without toe board					1	1	1	1	1
	D670	Platform safety kit		1	1	1	2	2	2	2	2
	Structure including platforms			Code	DG6/1C EN	DG6/2C EN	DG6/3C EN	DG6/4C EN	DG6/5C EN	DG6/6C EN	DG6/7C EN
			kg	83,6	87,1	101,6	136,9	151,4	154,9	169,6	173,1
			m³	0,82	0,85	1,04	1,20	1,40	1,45	1,65	1,80
			Packages	10	10	12	16	18	18	20	20