




- Aluminium professional heavy-duty scaffold tower.
- Ø 50 mm tubular welded structure
- Big sized, it is suitable for building works, decorations, plants, both indoor and outdoor.
- Very fast assembling thanks to the automatic aluminium die casting connections between diagonal and horizontal braces.
- Two kinds of base packs: Standard / Adjustable

STANDARD BASE PACK

Without levellers
Code C3-BFI



Levellers as accessories

SAFE AND PRACTICAL!

Base element with castors. It's made from aluminium with a steel strengthening inside.




ADJUSTABLE BASE PACK

Code C3-BLI



Adjustable leg with double regulation



max 30 cm



BASE:
140,3x293 cm

STRUCTURE:
135x267,6 cm

PLATFORM:
120x261 cm

Max 10,71m

CLASS 3
200 kg/m²: EN 1004



Max. load on one platform



Maximum working height

9,90 m (outdoor)

EN1004
EUROPEAN NORM

11,46 m (indoor)



S 60080285



2009/993



SAFETY
DEVICES

EXCLUSIVE: aluminium folding toe board.
Aluminium structure.
Non-slip and waterproof surface.
Melamine Eurodeck wood



It means: FSC Norm - Environment respect



Aluminium die casting automatic locking



Ladder frames connection



Stile/rung connection through welding



Stabilisers with articulated steel and rubber feet



Ø 200 mm offset castor with brake


MAIN COMPONENTS




STANDARD BASE PACK
(Without Levellers)
Code C3-BFI
2 base elements +
2x6-rung ladder frames
+ 2 horizontal braces +
2 diagonal braces
kg: 58,60
m³: 0,37 m³, Packages:3
EAN 8028406105015




ADJUSTABLE BASE PACK
Code C3-BLI
2x6-rung adjustable
ladder frames +
2 diagonal braces
kg: 48,00
m³: 0,50 m³, Packages: 2
EAN 8028406104506



EXTENSION PACK – h 1040
Code C3-1326
2x4-rung ladder frames
+ 2 diagonal braces
kg: 16,60 **m³:** 0,22 m³,
Packages:2
EAN 8028406104384



EXTENSION PACK – h 1560
Code C2-1326
2x6-rung ladder frames
+ 2 diagonal braces
kg: 21,40 **m³:** 0,28 m³,
Packages:2
EAN 8028406104391




END EXTENSION PACK h. 1040
Code C5-1326
2x4-rung ladder frames
+ 4 horizontal braces
kg: 21,60 **m³:** 0,27 m³,
Packages:2
EAN 8028406104407



END EXTENSION PACK h. 1560
Code C4-1326
2x6-rung ladder frames + 4 horizontal braces
kg: 26,40 **m³:** 0,33 m³,
Packages:2
EAN 8028406104414



PLATFORM With toe board
Code C7-1326
Aluminium structure-
with trapdoor
kg: 57,60 **m³:** 0,35 m³,
Packages:2
EAN 8028406104421



PLATFORM Without toe board
Code C6-1326
Aluminium structure-
with trapdoor
kg: 45,60 **m³:** 0,32 m³,
Packages:1
EAN 8028406104537



HORIZONTAL SAFETY PACK for platform
Code C134-1326
4 pieces
kg: 10,40 **m³:** 0,12 m³,
Packages:1
EAN 8028406104438




STABILISERS 2100 mm
Code C84-7515
4 pieces
kg: 24,00
m³: 0,18 m³,
Packages:1
EAN 8028406103141


OTHER COMPONENTS




BASE ELEMENT With 2 castors for standard base
Code C19-1326
kg: 16,00 **m³:** 0,02 m³,
Packages: 1
EAN 8028406105022



LADDER FRAME h 1040- 4 rungs
Code C11-1326
kg: 5,60 **m³:** 0,08 m³,
Packages:1
EAN 8028406104353




LADDER FRAME h 1560- 6 rungs
Code C12-1326
kg: 8,00 **m³:** 0,11 m³,
Packages:1
EAN 8028406104452




LEVELLERS 4 pieces pack
Code D802
kg: 22,7 **m³:** 0,03 m³,
Packages:1
EAN 8028406090281

• green



HORIZONTAL BRACE 2615 mm
Code C13-1326
kg: 2,60 **m³:** 0,028 m³,
Packages:1
EAN 8028406104469


• red



DIAGONAL BRACE 2729 mm
Code C14-1326
kg: 2,70 **m³:** 0,030 m³,
Packages:1
EAN 8028406104476




FOLDING ALUMINIUM TOE BOARD
Code C15-1326
kg: 12, **m³:** 0,030 m³,
Packages:1
EAN 8028406104483




STABILISER 2100 mm
Code C8-7515
kg: 6,00 **m³:** 0,045 m³,
Packages:1
EAN 8028406103141



PLATFORM Made of aluminium - 1/2 without trapdoor
Code C16-1326
kg: 22,80 **m³:** 0,16 m³,
Packages:1
EAN 8028406104513



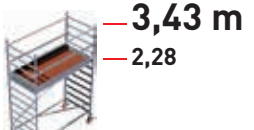





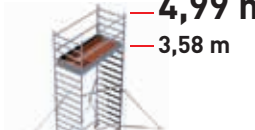

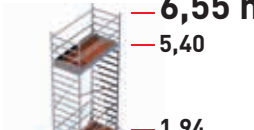















PLATFORM Made of aluminium - 1/2 with trapdoor
Code C17-1326
kg: 22,80 **m³:** 0,16 m³,
Packages: 1
EAN 8028406104520



ADJUSTABLE BASE LADDER FRAME
Code C26-1326
kg: 18,60 **m³:** 0,19 m³,
Packages:1
EAN 8028406104490

MAIN COMPOSITIONS –INCLUDING PLATFORMS

Code C30-3/C	Code C31-3/C	Code C32-3/C	Code C33-3/C
 <ul style="list-style-type: none"> 1,87 m 0,98 m 	 <ul style="list-style-type: none"> 2,91 m 1,76 m 	 <ul style="list-style-type: none"> 3,43 m 2,28 	 <ul style="list-style-type: none"> 4,47 m 3,32
 Assembling time 4 min.	 Assembling time 6 min.	 Assembling time 8 min.	 Assembling time 10 min.
Code C34-3/C	Code C35-3/C	Code C36-3/C	Code C37-3/C
 <ul style="list-style-type: none"> 4,99 m 3,58 m 	 <ul style="list-style-type: none"> 6,03 m 4,88 m 1,94 m 	 <ul style="list-style-type: none"> 6,55 m 5,40 1,94 	 <ul style="list-style-type: none"> 7,59 m 6,44 3,00
 Assembling time 14 min.	 Assembling time 16 min.	 Assembling time 18 min.	 Assembling time 21 min.
Code C38-3/C	Code C39-3/C	Code C40-3/C	Code C41-3/C
 <ul style="list-style-type: none"> 8,11 m 6,96 m 3,53 m 	 <ul style="list-style-type: none"> 9,15 m 8,00 m 4,32 m 	 <ul style="list-style-type: none"> 9,67 m 8,52 m 5,12 m 1,94 m 	 <ul style="list-style-type: none"> 10,71 m 9,56 m 5,91 m 1,94 m
 Assembling time 23 min.	 Assembling time 26 min.	 Assembling time 28 min.	 Assembling time 31 min.

TOTAL HEIGHT	m	1,87	2,91	3,43	4,47	4,99	6,03	6,55	7,59	8,11	9,15	9,67	10,71
WORKING HEIGHT	m	2,88	3,66	4,18	5,22	5,48	6,78	7,30	8,34	8,86	9,90	10,42	11,46
LAST PLATFORM HEIGHT	m	0,98	1,76	2,28	3,32	3,58	4,88	5,40	6,44	6,96	8,00	8,52	9,56

Code	Description	Pieces		Pieces		Pieces		Pieces		Pieces		Pieces		Pieces	
		C30-3/C	C31-3/C	C32-3/C	C33-3/C	C34-3/C	C35-3/C	C36-3/C	C37-3/C	C38-3/C	C39-3/C	C40-3/C	C41-3/C		
C3-1326	Extension pack – 4 rungs														
C2-1326	Extension pack – 6 rungs				1	1	2	2	3	3	4	4	5		
C5-1326	End extension pack- 4 rungs		1		1		1		1		1		1		
C4-1326	End extension pack- 6 rungs			1		1		1		1		1			
C6-1326	Platform without toe board	1	1				1	1	1	1	1	2	2		
C7-1326	Platform with toe board			1	1	1	1	1	1	1	1	1	1		
C134-1326	4 horizontal safety braces						1	1	1	1	1	2	2		
C3-BFI	Standard base pack	1	1	1	1	1	1	1	1	1	1	1	1		
D-802	4 levellers						1	1	1	1					
C84-7515	4 stabilisers										1	1	1		
	Code	C30-3/C-BFI	C31-3/C-BFI	C32-3/C-BFI	C33-3/C-BFI	C34-3/C-BFI	C35-3/C-BFI	C36-3/C-BFI	C37-3/C-BFI	C38-3/C-BFI	C39-3/C-BFI	C40-3/C-BFI	C41-3/C-BFI		
	kg	103,6	125,6	141,6	159	187,8	260	265	278	187	303	364	470		
	m³	0,69	0,96	1,05	1,27	2,13	2,79	2,85	3,07	3,13	3,35	3,85	4,07		
	Composition packages	4	6	7	9	10	14	14	16	16	18	20	22		
C3-BLI	Adjustable base pack	1	1	1	1	1	1	1	1	1	1	1	1		
C84-7515	4 stabilisers						1	1	1	1	1	1	1		
	Code	C30-3/C-BLI	C31-3/C-BLI	C32-3/C-BLI	C33-3/C-BLI	C34-3/C-BLI	C35-3/C-BLI	C36-3/C-BLI	C37-3/C-BLI	C38-3/C-BLI	C39-3/C-BLI	C40-3/C-BLI	C41-3/C-BLI		
	kg	93	115	131,8	148,4	177,2	249,8	254,6	271,2	276,6	292,6	353,4	370		
	m³	0,82	1,09	1,18	1,40	2,26	2,92	2,98	3,20	3,26	3,48	3,98	4,20		
	Composition packages	3	5	6	8	9	13	13	15	15	17	19	21		